

EKITI STATE GOVERNORSHIP ELECTION

(OBSERVERS' PERSPECTIVES)
JULY 2018



Supported by:

Partnered With:

coffey

NPP

Supporting National Policing to Respond Locally



JUSTICE, DEVELOPMENT & PEACE INITIATIVE
EKITI DIOCESE

LOCAL GOVERNMENT AREAS


ADO
EFON
EKITI EAST
EKITI SOUTH-WEST
EKITI WEST
EMURE
GBONYIN
IDO/OSI
IJERO
IKERE
IKOLE
ILEJEMEJE
IREPODUN/IFELODUN
ISE/ORUN
MOBA
OYE

POLITICAL PARTIES

A - Accord
AA - Action Alliance
ACD - Advance Congress of Democrats
AD - Alliance for Democracy
ADP - Action Democratic Party
AGA - All Grassroots Alliance
AGAP - All Grand Alliance Party
ANRP - Abundant Nigeria Renewal Party
APA - African Peoples Alliance
APC - All Progressives Congress
APDA - Advance Peoples Democratic Alliance
APGA - All Progressives Grand Alliance
BNPP - Better Nigeria Progressive Party
DA - Democratic Alternative
DPC - Democratic People's Congress
DPP - Democratic People's Party
FJP - Freedom and Justice Party
GNP - Green Party of Nigeria
ID - Independent Democrats
KP - KOWA Party
LP - Labour Party
MMN - Masses Movement of Nigeria
MPPP - Mega Progressive Peoples Party
NDCP - Nigeria Democratic Congress Party
NDLP - National Democratic Liberty Party
PANDEL - Peoples Alliance for National Development & Liberty
PDC - People for Democratic Change
PDP - Peoples democratic Party
PPA - Progressive Peoples Alliance
PPN - Peoples Party of Nigeria
SDP - Social Democratic Party
UDP - United Democratic Party
UPN - Unity Party of Nigeria
YDP - Young Democratic Party
YPP - Young Progressive Party

OBSERVER

42.59%



57.41%



Observers by Local Government Areas

ADO	38.27%	OYE	3.77%
EFON	10.24%	EKITI WEST	2.96%
IJERO	7.28%	EMURE	2.96%
GBONYIN	7.01%	IKERE	2.70%
MOBA	5.12%	IREPODUN / IFELODUN	2.43%
IDO/OSI	4.85%	ILEJEMEJE	2.16%
EKITI SOUTH- WEST	4.31%	EKITI EAST	1.08%
ISE/ORUN	4.04%	IKOLE	0.81%

WARD & POLLING UNIT

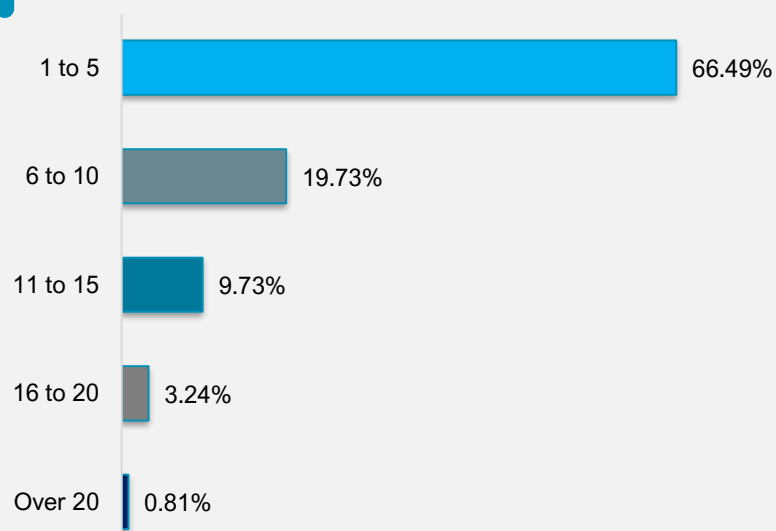
Ward

103

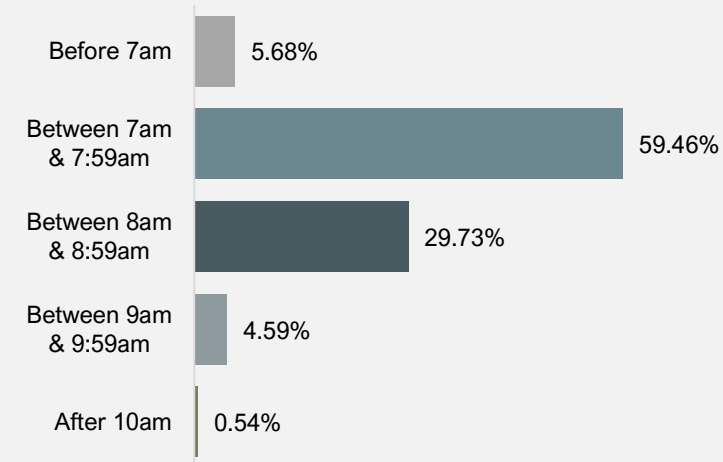
Polling Unit

154

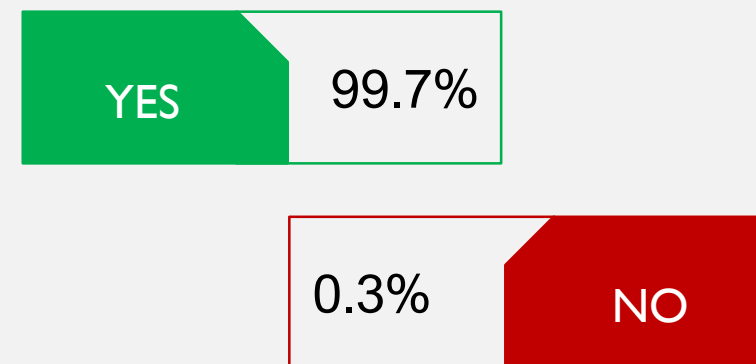
How many Election Officials were at the polling unit?



When did Election Officials arrived the polling unit?



Did the Election Officials come with election materials?

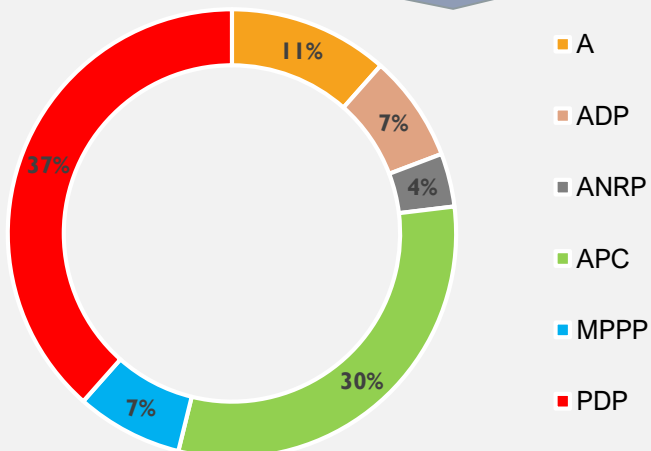


Were polling agents present at the polling unit?



Which party's polling agent complained?

27 complaints by 6 political party's Agents



The number of party's polling agents present across polling units?

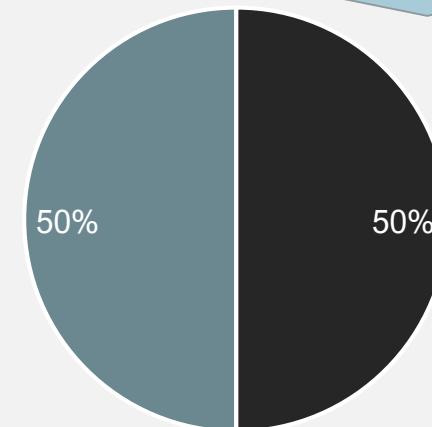
Party	Number of Agent
APC	349
PDP	336
ADP	70
LP	35
DPP	29
APA	25
ID	24
NDLP	24
MMN	23
SDP	23
BNPP	21
Accord	20
ACD	15
ANRP	13
APDA	12
MPPP	11
Others	10
AGA	9
PDC	8
APGA	7
PPN	7
AD	6
DPC	6
NDCP	5
AA	3
PPA	3
UPN	3
AGAP	2
DA	2
FJP	1
GNP	1
KOWA	1
PANDEL	1
UDP	1
YDP	1

Were the Polling Agents permitted to stay throughout the election processes?



What did the polling agent complain about?

12 complaints by Polling Agents

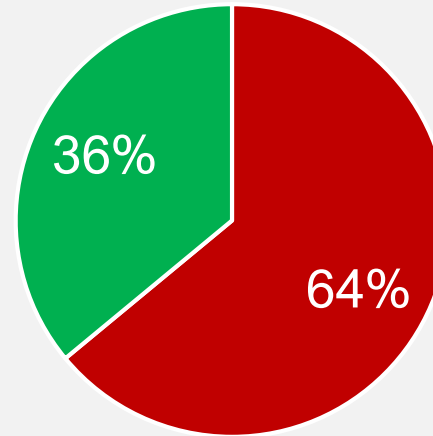


■ That the election materials were not for the polling unit ■ Other things

Did any polling agent complain about the election materials?



How was the problem resolved?



■ No replacement for material ■ Material was replaced

Was the polling unit divided into voting points?



What were the other things the polling agent complained?

- 1 Agents were not shown the election materials before accreditation started
- 1 Ballot paper should not be fold in other to avoid voting being void
- 1 That instead of 1277 ballot papers, 1276 were counted
- 1 Card reader was malfunctioning
- 2 Failure of card readers to authenticate fingerprint

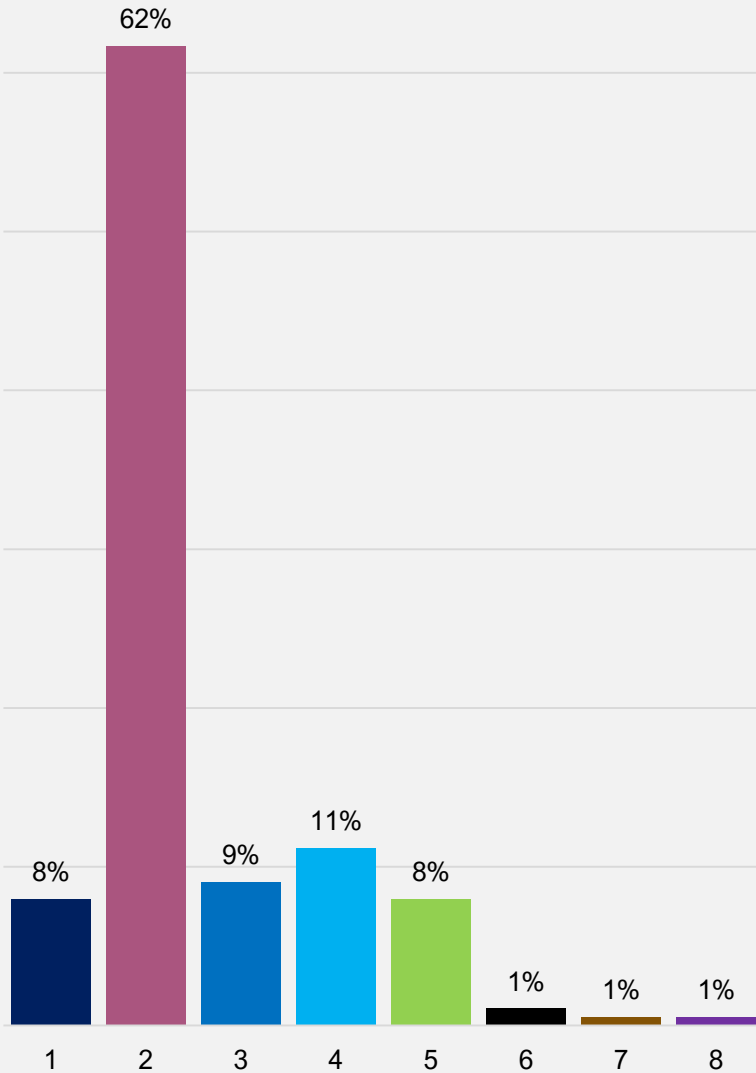
Was the polling unit easy to locate?



Did voters have free access to the polling unit?



How many voting Points?



Before the commencement of voting, was the ballot box empty?



Did the setting of the voting cubicle protect the secrecy of voters?



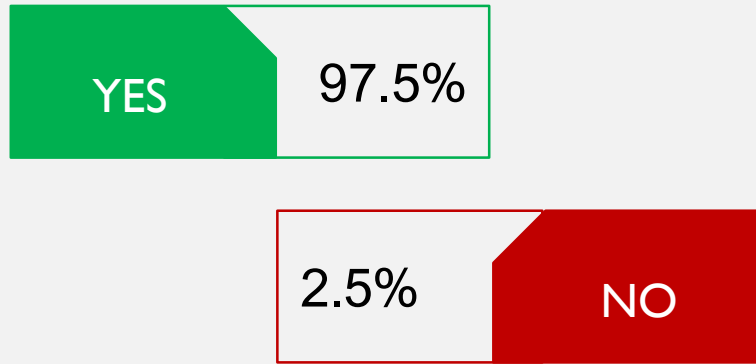
Was the ballot paper given to voters stamped and signed at the back?



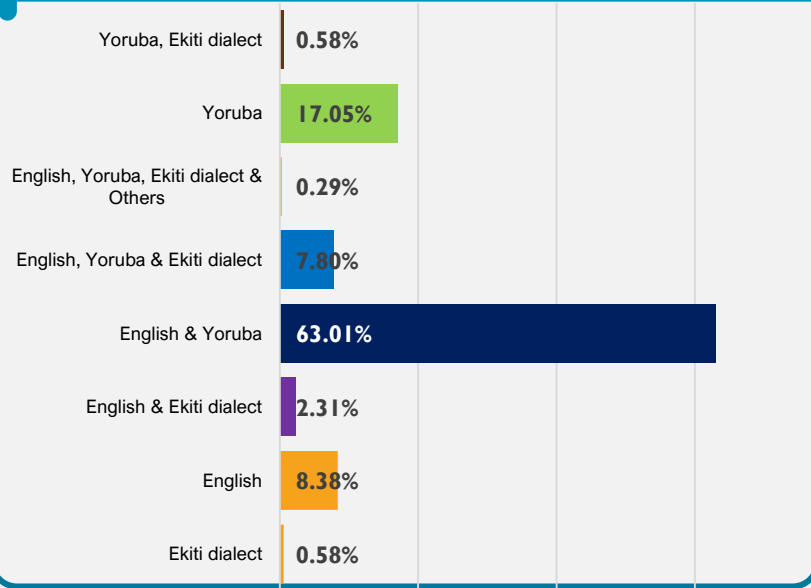
Did the Presiding Officer explain the voting procedure to the voters?



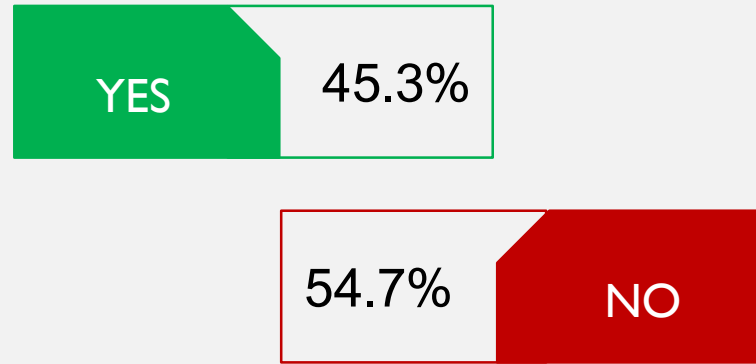
Did the Presiding Officer open the empty ballot box and show same to persons lawfully present at the Polling unit and then close and seal the box in such manner that it cannot be opened by unauthorized person(s)?



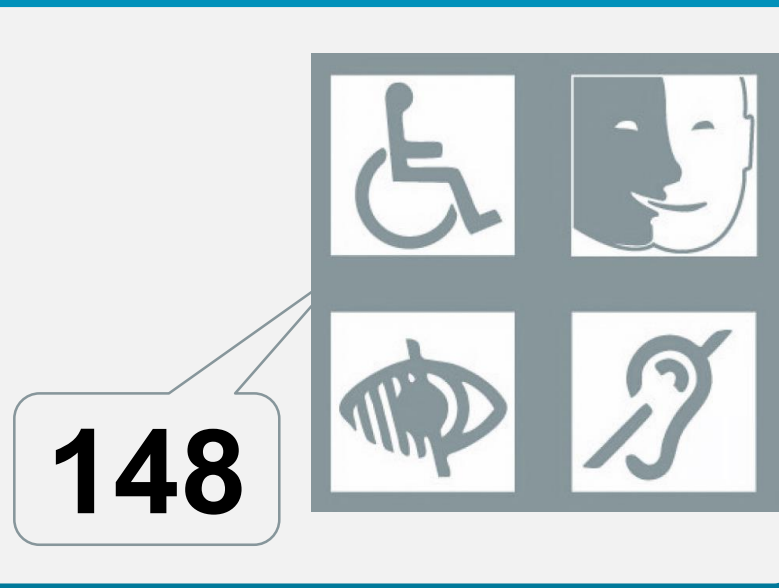
In what language did the Presiding Officer explain the voting procedure to the voters?



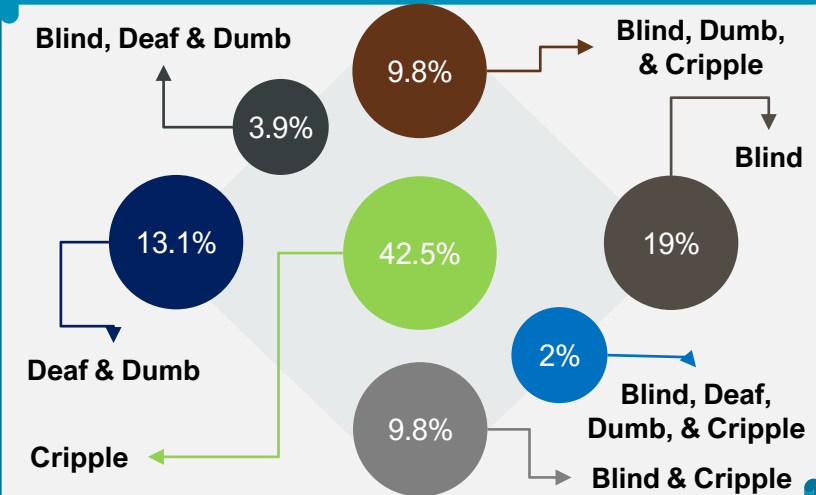
Were there voters with disabilities at the polling unit?



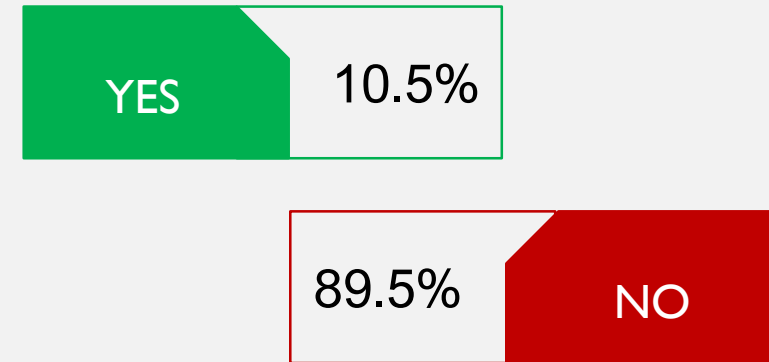
How many voters with disabilities did you see?



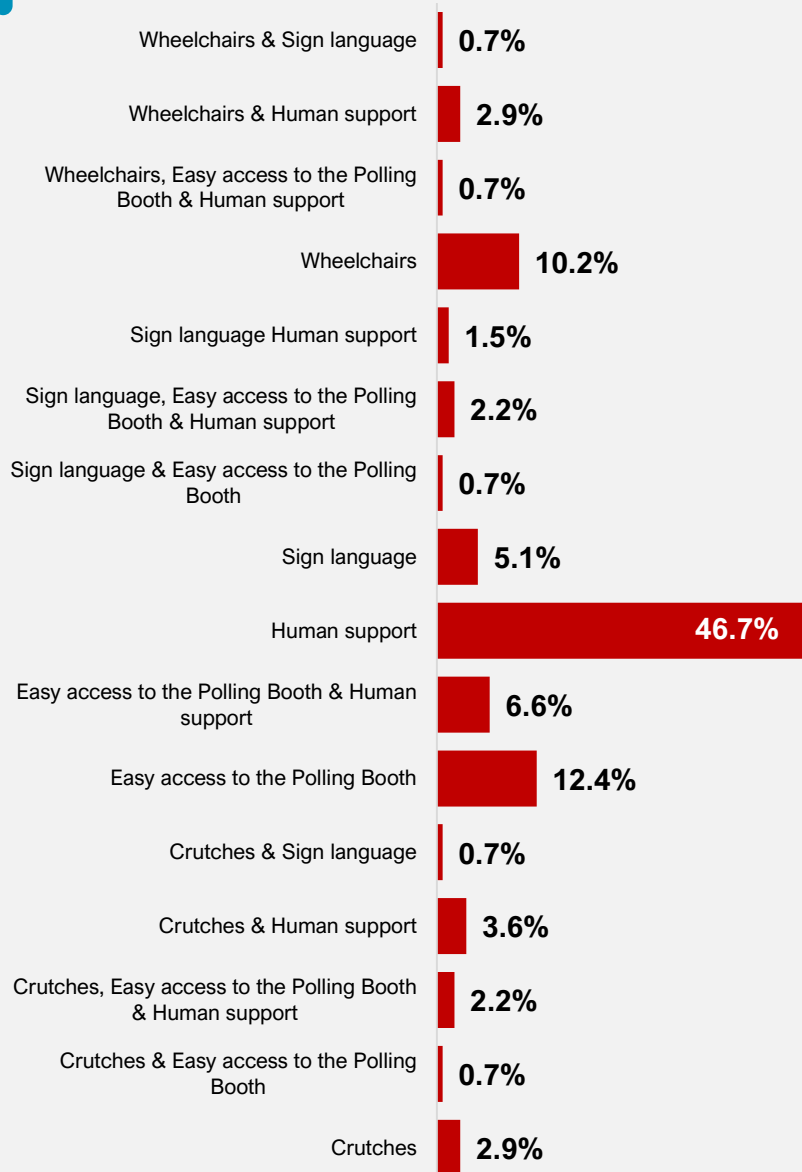
What were the nature of the disabilities?



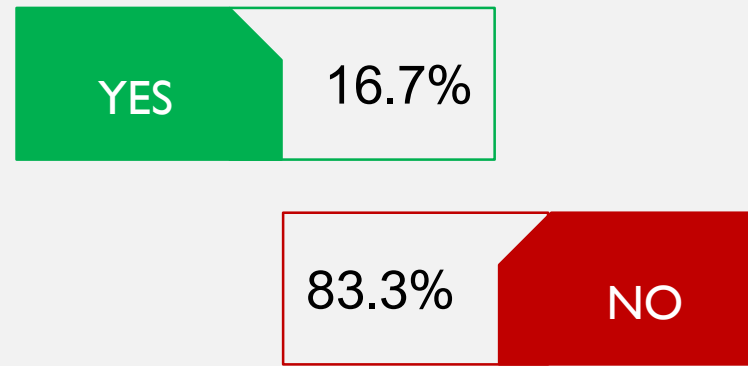
Apart from cases of assisting voters with disabilities, did more than one person go to the voting cubicle at a time?



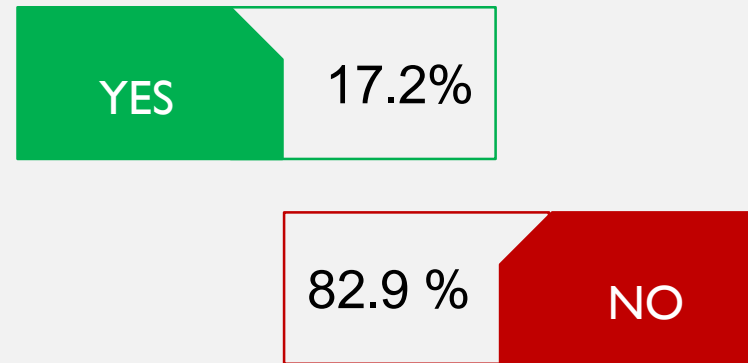
Types of support offered to voters with disabilities?



Did you see any unlawful act or thing done at the polling unit or within a distance of 300 metres of the polling unit?




Did you observe any form of inducement?



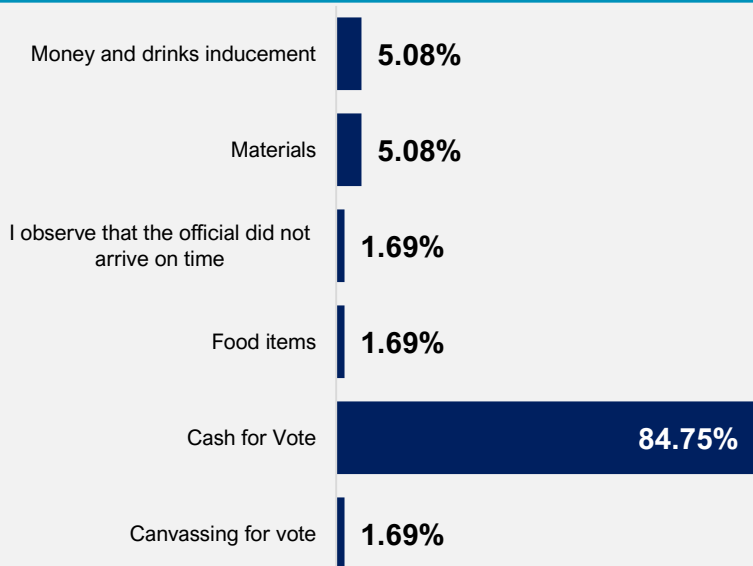
Which of the following unlawful acts or things did you see done?

◆ Canvassing for votes. Soliciting for the vote of any voter	2.2%
◆ Canvassing for votes	33.3%
◆ Canvassing for votes. Public meeting holding during the hours of poll	4.4%
◆ Canvassing for votes Snatching or destruction of election materials	2.2%
◆ Canvassing for votes. Soliciting for the vote of any voter	15.6%
◆ Canvassing for votes. Soliciting for the vote of any voter. Loitering without lawful excuse after voting or after being refused to vote. Blaring of siren. Public meeting holding during the hours of poll	2.2%
◆ Canvassing for votes. Soliciting for the vote of any voter. Persuading voter(s) not to vote for any particular candidate	2.2%
◆ Canvassing for votes. Soliciting for the vote of any voter. Persuading voter(s) not to vote for any particular candidate. Being in possession of offensive weapon or wearing of dress or having facial or other decoration which in any event is calculated to intimidate voters	2.2%
◆ Canvassing for votes. Soliciting for the vote of any voter. Persuading voter(s) not to vote for any particular candidate. Loitering without lawful excuse after voting or after being refused to vote. Public meeting holding during the hours of poll	2.2%
◆ Canvassing for votes. Soliciting for the vote of any voter. Persuading voter(s) not to vote for any particular candidate. Shouting of slogans concerning the election. Loitering without lawful excuse after voting or after being refused to vote	2.2%
◆ Exhibition, wearing or tendering of notice, symbol, photograph or party card referring to the election	4.4%
◆ Loitering without lawful excuse after voting or after being refused to vote	6.7%
◆ Loitering without lawful excuse after voting or after being refused to vote. Public meeting holding during the hours of poll	2.2%
◆ Persuading voter(s) not to vote for any particular candidate	2.2%
◆ Shouting of slogans concerning the election	2.2%
◆ Snatching or destruction of election materials	4.4%
◆ Soliciting for the vote of any voter	6.7%
◆ Soliciting for the vote of any voter. Persuading voter(s) not to vote for any particular candidate. Shouting of slogans concerning the election	2.2%
◆ Loitering without lawful excuse after voting or after being refused to vote	2.2%

Were voters PVC verified by Card Reader?

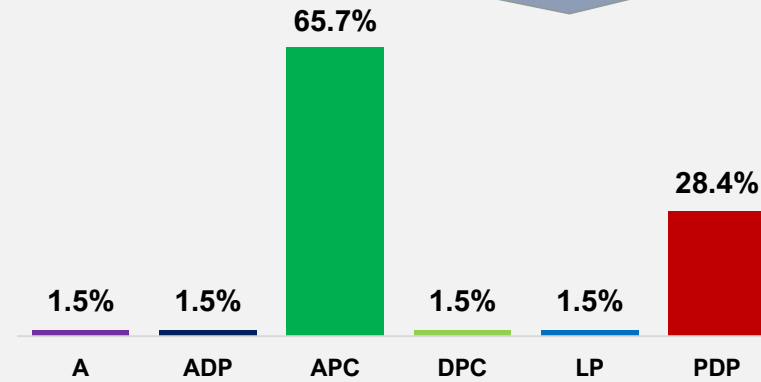


What did you observe?



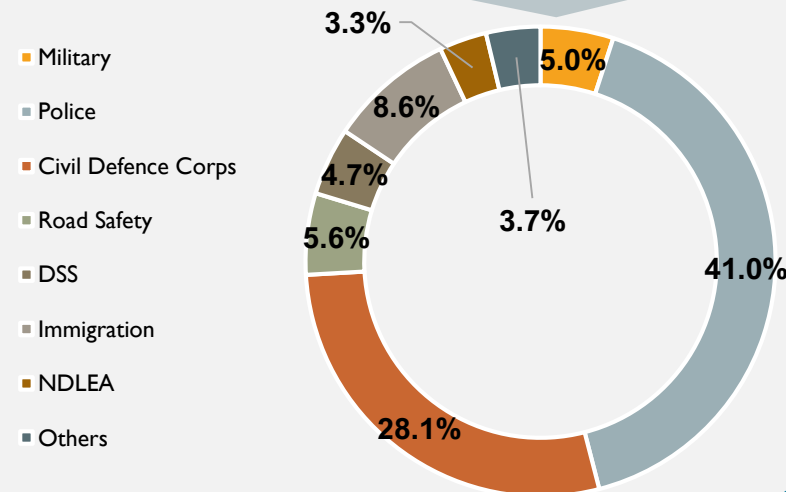
Who were the actors

67 cases of inducements were observed:

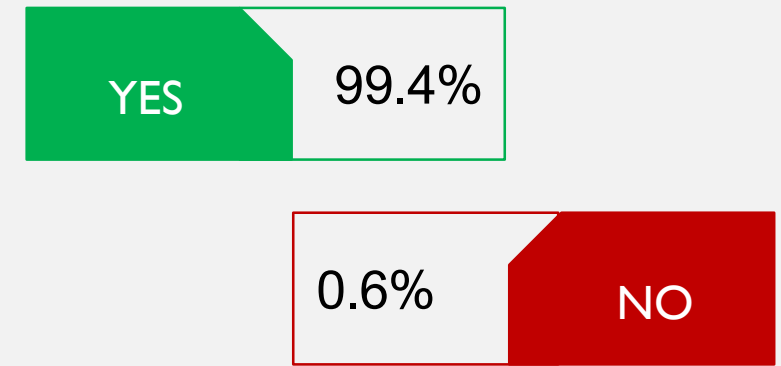


How many personnel of each Security Agency were present

857 Security Personnel were observed:



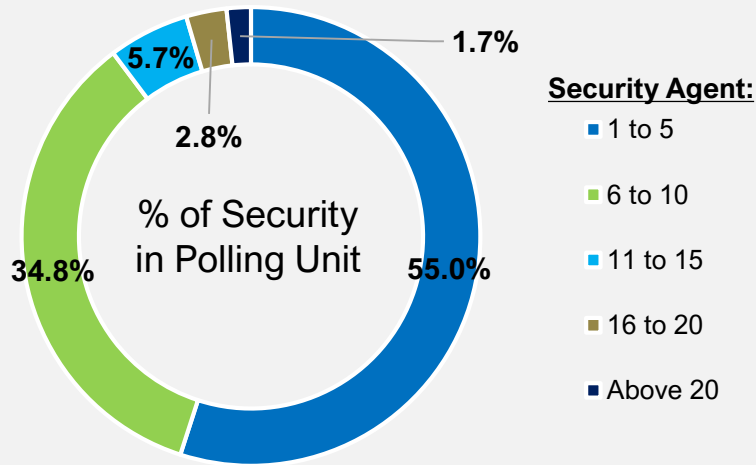
Were there security agents at the polling unit?



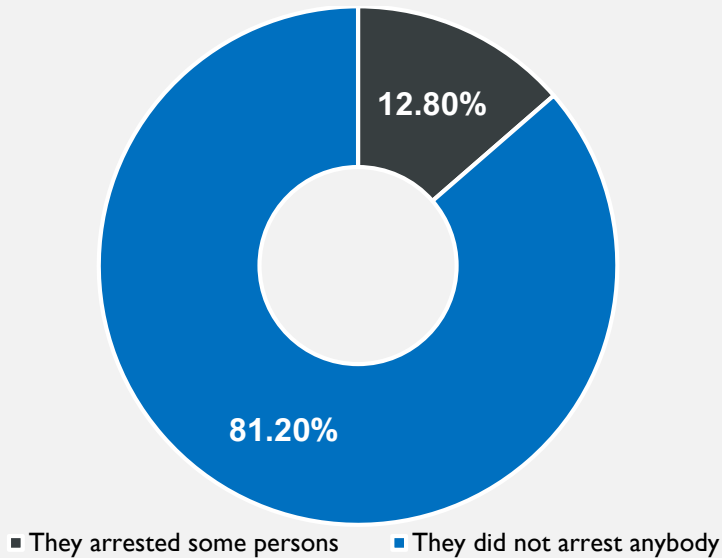
How many Security Personnel were armed?



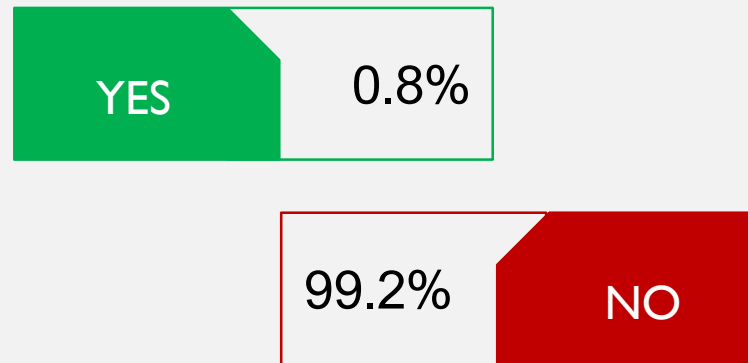
How many were the security agents at the polling unit?



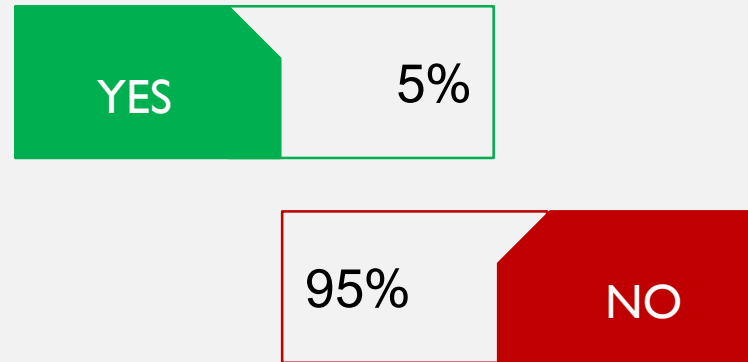
What did they do concerning the unlawful acts or thing done at the polling unit?



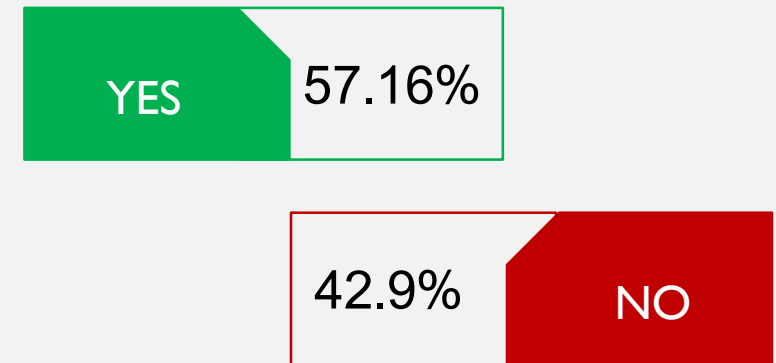
Was any voter suspected of being under age or impersonation?



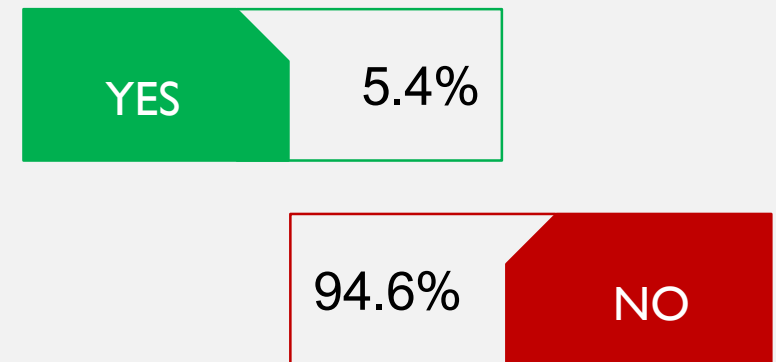
After the Presiding officer had declared the poll closed, was any other person(s) allowed to join the queue for voting?



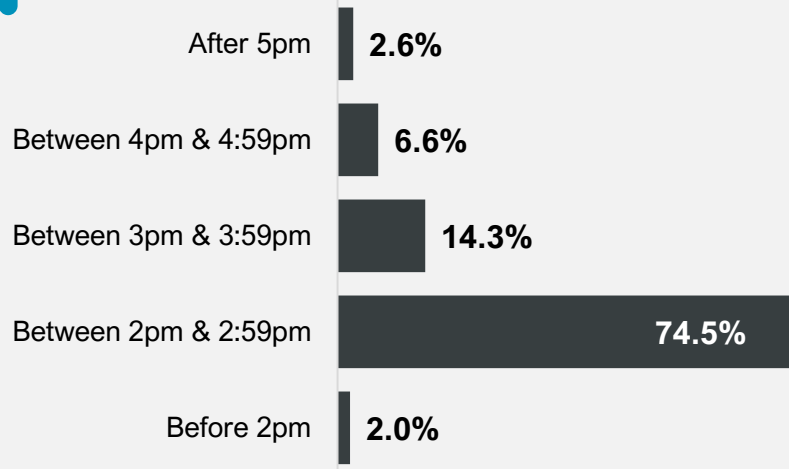
Did the Presiding Officer at any time declare the poll closed?



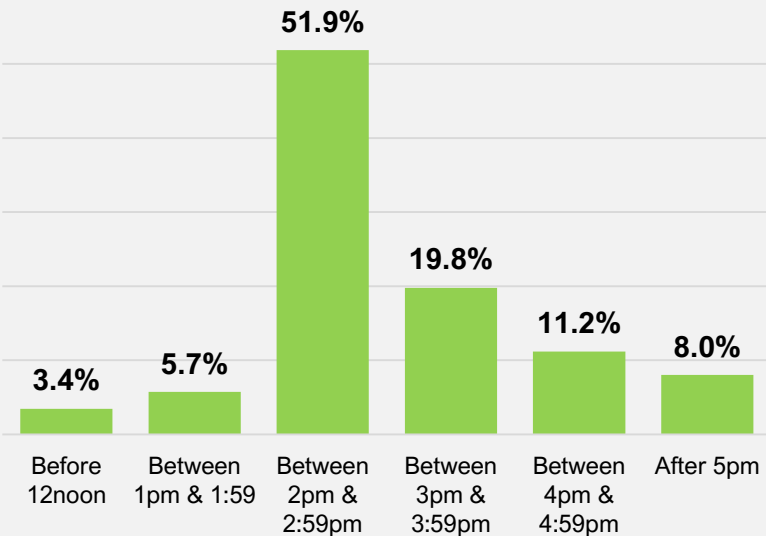
Did the Presiding Officer have any cause to order that a person(s) be removed from the polling unit?



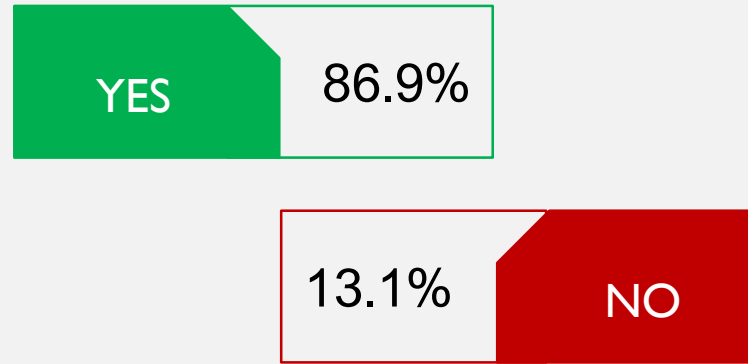
At what time did the Presiding officer declare the poll closed?



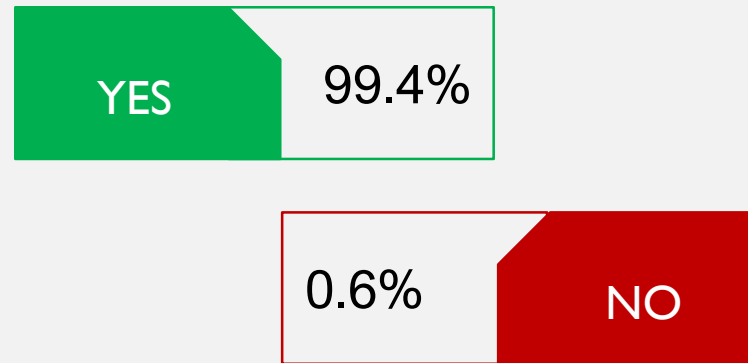
What time did voting end?



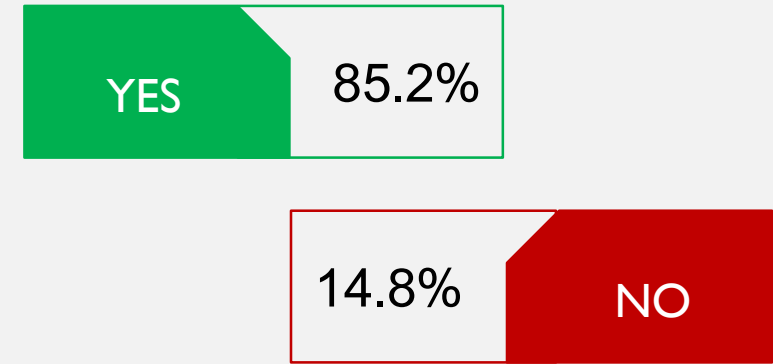
Were unused ballot papers counted and the quantity and serial numbers recorded and put in an envelop?



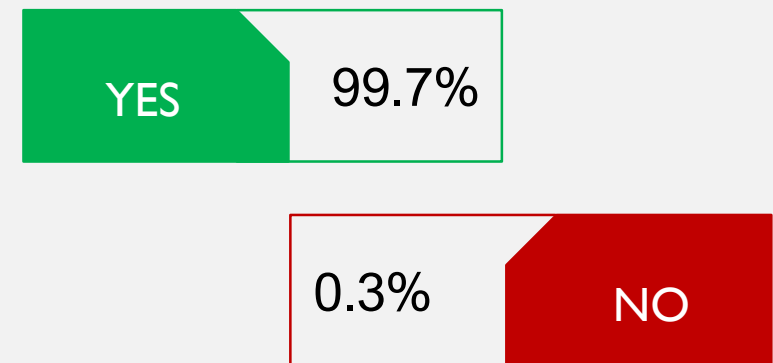
Were polling agents/candidates, observers, and voters permitted to freely witness the counting and tabulation of result?



Were counterfoils of used ballot papers counted and recorded?



Were results of each political party counted loudly and announced?



Were the ballot papers sorted into separate pile for each party?

YES 96.5%

3.5% NO

Was a copy of the result pasted at the polling unit?

YES 86.3%

13.7% NO

Did any party agent disagree with the result that was announced?

YES 2.9%

97.1% NO

Were duplicate copies of the result given to Polling Agents, Police, or other Security Agents present?

YES 91.8%

8.2% NO

Was any Polling Official/Polling Agent threatened or harmed during the election processes?

YES 1.7%

98.3% NO

Were accredited journalists allowed to cover the voting and counting processes?

YES 85.1%

14.9% NO

Votes Statistics

What was the total number of votes cast? 121,263

What was the number of valid votes? 88,325

What was the number of rejected votes? 5,794

What was the number of spoilt ballot papers? 13,757

Were the voting materials and result forms secured and taken immediately to the Ward Collation Centre accompanied by the Presiding Officer, Party Agents, and Security Agents?

YES 99.1%

0.9% NO

Were result forms and materials handed over to the Collation officer?

YES 98.8%

1.2% NO

Was there intimidating presence or excessive use of force by Security Agents at the Collation Centres?

YES 1.4%

98.6% NO

Were observers permitted into Collation Centres?

YES 93.2%

6.8% NO

Was there any incidence of violence between party supporters or other groups?

YES 3.6%

96.4% NO

Were any unauthorized person present in the Collation Centre?

YES

12.8%

87.2%

NO

Were official tabulated result forms signed and dated, and copies made available to Police Officers and Party Agents at the Collation Centre?

YES

93.8%

6.2%

NO

Could observers obtain information on the result tabulated at the Ward Collation Centres?

YES

89.2%

10.8%

NO

Did you observe and report any irregularities to the Election Officials at the polling unit?

YES

18.4%

81.6%

NO

Analysis by:



Data Management | Analytics | Research |
Monitoring & Evaluation | Reporting | Training

@StatiSense